

Sx80

175-Watt Two-Way Speaker System

- 8-inch woofer and DH2005 compression driver for great sound and reliable performance
- Constant-directivity 90° x 65° high-frequency horn with VariPath™ geometry for uniform coverage
- Ring-Mode Decoupling (RMD™) for increased intelligibility
- 175-watt long-term rms power capacity
- Molded-in attachment points allow for use with brackets
- Available in paintable black (Sx80B) or white (Sx80W)

Description

The Electro-Voice Sx80 is a compact, two-way, high-efficiency, constant-directivity speaker system for sound reinforcement and monitoring. The small size, high sensitivity and high power-handling capacity of the Sx80 make it an excellent choice for use in studios, clubs, bars, theaters or other applications.

Through extensive use of computer-aided design and modeling, Electro-Voice engineers have developed a state-of-the-art professional loudspeaker system.

The high-frequency section of the Sx80 utilizes a molded-in 90° x 65° constant-directivity horn. This unique pattern contributes to high intelligibility and aims the speakers output where it is most useful. Vocals sound natural yet "cut through" in reverberant, noisy rooms. In addition, the coverage pattern is unusually uniform over its range of operation. The horn's unique, VariPath™ throat geometry helps direct driver output to the corners of the room, to points of coverage not described in the usual specifications of horizontal and vertical coverage angles, and to parts of the audience that typically do not receive the strongest coverage.

One of the many other unique features of the Sx80 is the cabinet. Constructed of high-impact polystyrene it provides a stiff and extremely durable enclosure. The cabinet includes threaded inserts for the optional Sx80MB U-bracket. It also has inserts for installing with an OmniMount® Series 75 mounting system.

The Sx80's high-frequency horn is driven by the DH2005 one-inch throat, wide-bandwidth, titanium-diaphragm driver. This driver uses a unique, convex-drive Time Path™ phasing plug structure (U.S. Patent #4,525,604) for smooth and extended high-frequency performance. The voice coil is coupled to the diaphragm with EV's exclusive Resonant Drive™ Technology. This increases and smooths the high-frequency response and reduces the amount of internal equalization required for flat frequency response, which extends to 20,000 Hz.

A self-resetting high-frequency protection circuit, EV's PRO™ circuit, is included with the Sx80 to prevent against accidental overdrive and improve system reliability. If the input power to the high-frequency driver exceeds the nominal rating, the protection circuit is activated and reduces the power

delivered to the driver by 6 dB. The system will remain in this mode of operation until the input power is reduced to a safe level.

The low-frequency section of the Sx80 is a 203-mm (8-in.) direct radiating woofer installed in an optimally-vented enclosure. This results in exceptionally extended bass response and high efficiency in a very small cabinet.

Ring-Mode Decoupling (RMD™) Technology

The Sx80 controls both acoustical and mechanical ring modes to provide dramatically increased intelligibility, using techniques learned from the development of the Electro-Voice X-array™ concert speakers. There is much less coloration of the sound from resonating sources, leaving only the intended sound to be heard by the audience.

High-Frequency Protection Circuit

The Sx80 crossover includes the Electro-Voice automatically resetting PRO™ circuit for high-frequency driver protection. This circuit permits short-term transients to pass, but protects the tweeter from long-term power extremes that would normally destroy the tweeter.

Sx80 175-Watt Two-Way Speaker System

Enclosure Construction

The Sx80 enclosure is constructed of very-durable High-impact polystyrene that is hard to dent, scratch, or break. This enclosure allows for molded in attachment points for the optional Sx80MB mounting bracket or for use with an OmniMount® Series 75 mounting system.

The enclosure is paintable to match any decor. It is recommended, however, that a small area should be tested with the desired paint in order to ensure that there are no adverse effects and that the paint has sufficient adhesion. Care should be taken not to get paint onto the woofer cone or into the horn throat.

Frequency Response

The combination of a 203-mm (8-inch) woofer, a wide-bandwidth high-frequency driver and an equalized crossover results in the wide and smooth overall response shown in Figure 1. This response was measured at 1 meter (3.281 feet), using a 2.83-volt swept sine-wave input in a full-space anechoic chamber using the internal passive crossover. No external equalization was used.

Figure 1 also shows the half-space measurement of the Sx80 loudspeaker. This curve gives an indication of how the system will respond when mounted on a wall, which is a likely application. This response was also measured at 1 meter (3.281 feet), using a 2.83-volt swept sine-wave input using the internal passive crossover. No external equalization was used.

Connections

The Sx80 is equipped with push-pin input connectors. Care should be taken to ensure that the correct polarity is observed when connecting the Sx80. The push-pins are marked with + for positive and - for negative.

When Sx80s are connected in parallel, care should be used to be sure that the impedance does not become too low for the power amplifier being used. The nominal impedance of the Sx80 is 8 ohms.

Constant-Directivity Speaker System

The crossover frequency and speaker component geometries have been selected so that the directional characteristics of the woofer and constant-directivity high-frequency horn match at the crossover frequency to create a special system type, the constant-directivity system. At higher frequencies the horizontal coverage pattern remains constant and the vertical pattern smoothly transitions to a 90° angle above 5,000 Hz. Response within the 90° x 65° rated coverage angle is uniform, which means dependable audience coverage without “hot spots” or dead zones at certain frequencies. The 90° x 65° dispersion characteristic also helps avoid early reflections from nearby floor or side-wall surfaces which could degrade performance. The controlled directivity of the high- and low-frequency transducers also eliminates response irregularities caused by diffraction off nearby enclosure edges and, in combination with an essentially flat on-axis frequency response, produces a total acoustic power output that is uniform with frequency.

Directivity

A unique feature of the Sx80 is the constant-directivity dispersion provided by the 90° x 65° horn. The polar response of the system at selected one-third-octave bandwidths is shown in Figure 2. These polar responses were measured in a full-space anechoic environment at 6.1 meters (20 feet) using one-third-octave pink-noise inputs. The frequencies selected are fully representative of the polar response of the system. Beamwidth of the system utilizing the complete one-third-octave polar data is shown in Figure 3. Directivity factor, R_Q , and directivity index, D_i , are plotted in Figure 4.

Power-Handling Capacity

Electro-Voice components and systems are manufactured to exacting standards, ensuring they will hold up, not only through the most rigorous of power tests, but also through continued use in arduous, real-life conditions. The EIA Loudspeaker Power Rating Full Range (ANSI/EIA RS-426-A 1980) uses a noise spectrum which mimics

typical music and tests the thermal and mechanical capabilities of the components. Electro-Voice will support relevant additional standards as and when they become available. Extreme, in-house power tests, which push the performance boundaries of the woofers, are also performed and passed to ensure years of trouble-free service.

Specifically, the Sx80 passes ANSI/EIA RS-426-A 1980 with the following values:

$$R_{SR} = 6.21 \text{ ohms } (1.15 \times R_E)$$

$$R_E = \text{woofer DCR} = 5.4$$

$$P_{E(MAX)} = 175 \text{ watts}$$

$$\text{Test voltage} = 32.97 \text{ volts rms,}$$

$$65.93 \text{ volts peak (+6dB)}$$

The “peak” power-handling capacity of a woofer is determined by the peak test voltage amount. For the Sx80, a 65.93-volt peak test voltage translates into 700-watts short-term peak power-handling capacity. This is the equivalent of four times the “average” power-handling capacity, and is a peak that can be sustained for only a few milliseconds. However, this sort of short duration peak is very typical in speech and music. Provided the amplifier can reproduce the signal accurately, without clipping, the woofer will also perform accurately and reliably, even at these levels.

Amplifier Power Recommendations

As noted in the Power-Handling Capacity section, above, the Sx80 has a random-noise power capacity of 175 watts long term (700 watts peak) per ANSI/EIA RS-426-A 1980. The following guidelines will help relate this to an appropriate power amplifier output rating.

1. To use the Sx80 to full capacity, skilled experts in sound system installation and operation will obtain the best results if the power amplifier is 2.0 to 4.0 times the long-term average noise power rating of the speaker system. For the Sx80 this is 350 to 700 watts.

The caution cannot be made strongly enough, however, that this arrangement is only for experts or those who can discipline themselves against “pushing” the system for ever-higher sound levels and who can avoid “accidents” such

Sx80 175-Watt Two-Way Speaker System

as catastrophic feedback or dropped microphones.

2. A more conservative, “normal” amplifier size, which will produce audible results nearly equal to those of the “expert” recommendation, is 1.0 to 1.4 times the long-term average noise power rating of the speaker. For the Sx80 this is 175 to 245 watts.
3. To be very conservative, one can use an amplifier rated at 0.5 to 0.7 times the long-term average noise power rating of the loudspeaker. For the Sx80 this is 87.5 to 122.5 watts.

Request P.A. Bible Addition No. Two (“Power Handling Capacity”) for more background on these recommendations.

Service

In the unlikely event the Sx80 requires service, the woofer can be removed from the front. The high-frequency driver can be removed by separating the front and the rear halves of the enclosure and removing the bolt that attaches the driver to the rear. A service data sheet is available from Electro-Voice.

Suspending Sx80 Enclosures

WARNING: *Suspending any object is potentially dangerous and should be attempted only by individuals who have a thorough knowledge of the techniques and regulations of rigging objects overhead. Electro-Voice strongly recommends that the Sx80 be suspended taking into account all current national, federal, state, and local regulations. It is the responsibility of the installer to ensure the Sx80 is safely installed in accordance with all such regulations. If the Sx80 is suspended, Electro-Voice strongly recommends that the system be inspected at least once a year. If any sign of weakness or damage is detected, remedial action should be taken immediately.*

The Sx80 enclosure contains seven M6 inserts and (see Figure 7) which are built into the enclosure for the purpose of suspension. These inserts can be used with either the Sx80MB mounting bracket from Electro-Voice, or with an OmniMount® Series 75 mounting system..

Sx80MB

The Sx80MB is a universal U-bracket designed to allow the suspension of the Sx80 at any angle and orientation from the wall or ceiling (See Figure 8). It uses M6 inserts on the top and the bottom of the enclosure. There is an extra M6 insert on the top of the enclosure for a safety chain. Full instructions are included in the Sx80MB engineering data sheet.

OmniMount® Series 75

Four M6 threaded inserts and screws are located on the rear of the Sx80 for use with the OmniMount® Series 75 support system. A safety chain should be used to ensure safe operation. Full instructions for the OmniMount® Series 75 can be obtained from:

OmniMount Systems Inc.
8201 South 48th Street
Phoenix, AZ 85022
Tel: 602/829-8000
Fax: 602/756-9000

Architects' and Engineers' Specifications

The loudspeaker shall consist of a 200-mm (8.0-in.) low frequency transducer in a vented, trapezoidal-shaped enclosure: a DH2005 high-frequency compression driver with a pure titanium diaphragm coupled to a 90° X 65° constant-directivity horn molded into the front baffle of the enclosure. The system will use a passive crossover-equalize network with protection for the high-frequency driver. The loudspeaker shall meet the following performance criteria: frequency response of 65 to 20,000 Hz, -3 dB; power handling of 175 watts long term and 700 watts short term, with a shaped random noise input per ANSI/EIA RS-426-A 1980; sensitivity of 92 dB SPL at 1 meter with a 1-watt, 300-2,000-Hz pink-noise input; 6-dB-

down horizontal coverage angle of 90° + 34°/-27° in the 2,000- to 20,000-Hz range; 6-dB-down vertical coverage angle of 65° + 31°/-4° in the 2,000- to 20,000-Hz range; crossover frequency of 2,200 Hz; nominal impedance of 8 ohms and minimum impedance of 7.2 ohms. Input connectors shall be push pins. The enclosure shall be constructed of high-impact polystyrene and fitted with a powder-coated steel grille, and M6 and M5 threaded inserts for optional accessories. Dimensions shall be 400 mm (15.75 in.) high x 292 mm (11.5 in.) wide x 222 mm (8.75 in.) deep. Net weight shall be 7.3 kg (16 lb). The system shall be capable of producing average sound levels in excess of 114 dB in the long term, and short-term peaks of 120 dB.

The loudspeaker system shall be the Electro-Voice Sx80B (black) or Sx80W (white).

Uniform Limited Warranty

Electro-Voice products are guaranteed against malfunction due to defects in materials or workmanship for a specified period, as noted in the individual product-line statement(s) below, or in the individual product data sheet or owner's manual, beginning with the date of original purchase. If such malfunction occurs during the specified period, the product will be repaired or replaced (at our option) without charge. The product will be returned to the customer prepaid.

Exclusions and Limitations: The Limited Warranty does not apply to: (a) exterior finish or appearance; (b) certain specific items described in the individual product-line statement(s) below, or in the individual product data sheet or owner's manual; (c) malfunction resulting from use or operation of the product other than as specified in the product data sheet or owner's manual; (d) malfunction resulting from misuse or abuse of the product; or (e) malfunction occurring at any time after repairs have been made to the product by anyone other than Electro-Voice Service or any of its authorized service representatives. **Obtaining Warranty Service:** To obtain warranty service, a customer must deliver the product, prepaid, to Electro-Voice Service or any of its authorized service representatives together with proof of purchase of the product in the form

Sx80 175-Watt Two-Way Speaker System

Sx80 175-Watt Two-Way Speaker System

of a bill of sale or receipted invoice.

Incidental and Consequential Damages

Excluded: Product repair or replacement and return to the customer are the only remedies provided to the customer. Electro-Voice shall not be liable for any incidental or consequential damages including, without limitation, injury to persons or property or loss of use. Some states do not allow the exclusion or limitation of incidental or consequential damages so the above limitation or exclusion may not apply to you.

Other Rights: This warranty gives you specific legal rights, and you may also have other rights which vary from state to state.

Electro-Voice Speakers and Speaker Systems are guaranteed against malfunction due to defects in materials or workmanship for a period of five (5) years from the date of original purchase. The Limited Warranty does not apply to burned voice coils or malfunctions such as cone and/or coil damage resulting from improperly designed enclosures. Electro-Voice active electronics associated with the speaker systems are guaranteed for three (3) years from the date of original purchase. Additional details are included in the Uniform Limited Warranty statement.

Electro-Voice Electronics are guaranteed against malfunction due to defects in materials or workmanship for a period of three (3) years from the date of original purchase. Additional details are included in the Uniform Limited Warranty statement.

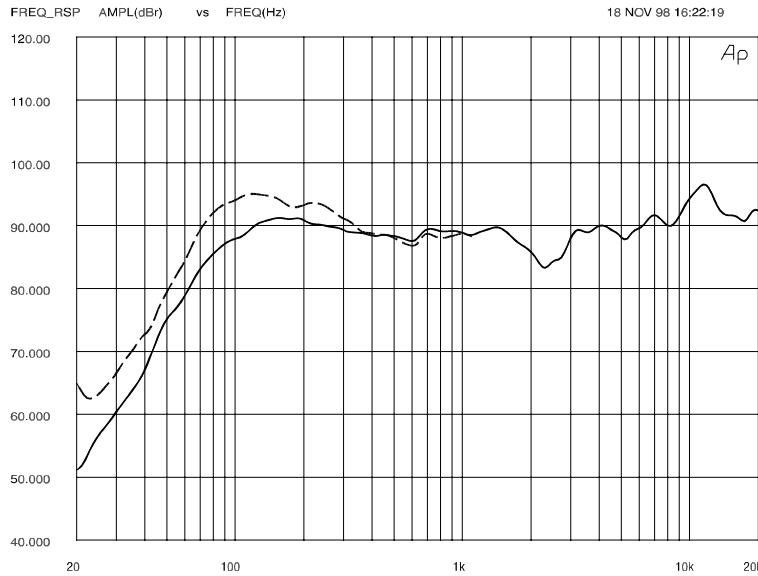
For warranty repair, service information, or a listing of the repair facilities nearest you, contact the service repair department at: 800/685-2606 or 501/354-0111

For technical assistance, contact Technical Support at 866/78AUDIO.

M-F, 8:00 a.m. to 5:00 p.m. Central Standard time.

Figure 1— Sx80 Axial Frequency Response, (full space and half space anechoic environment, 1 watt (2.83 volts) /1 meter (3.281 feet)

— Full space
- - - Half space

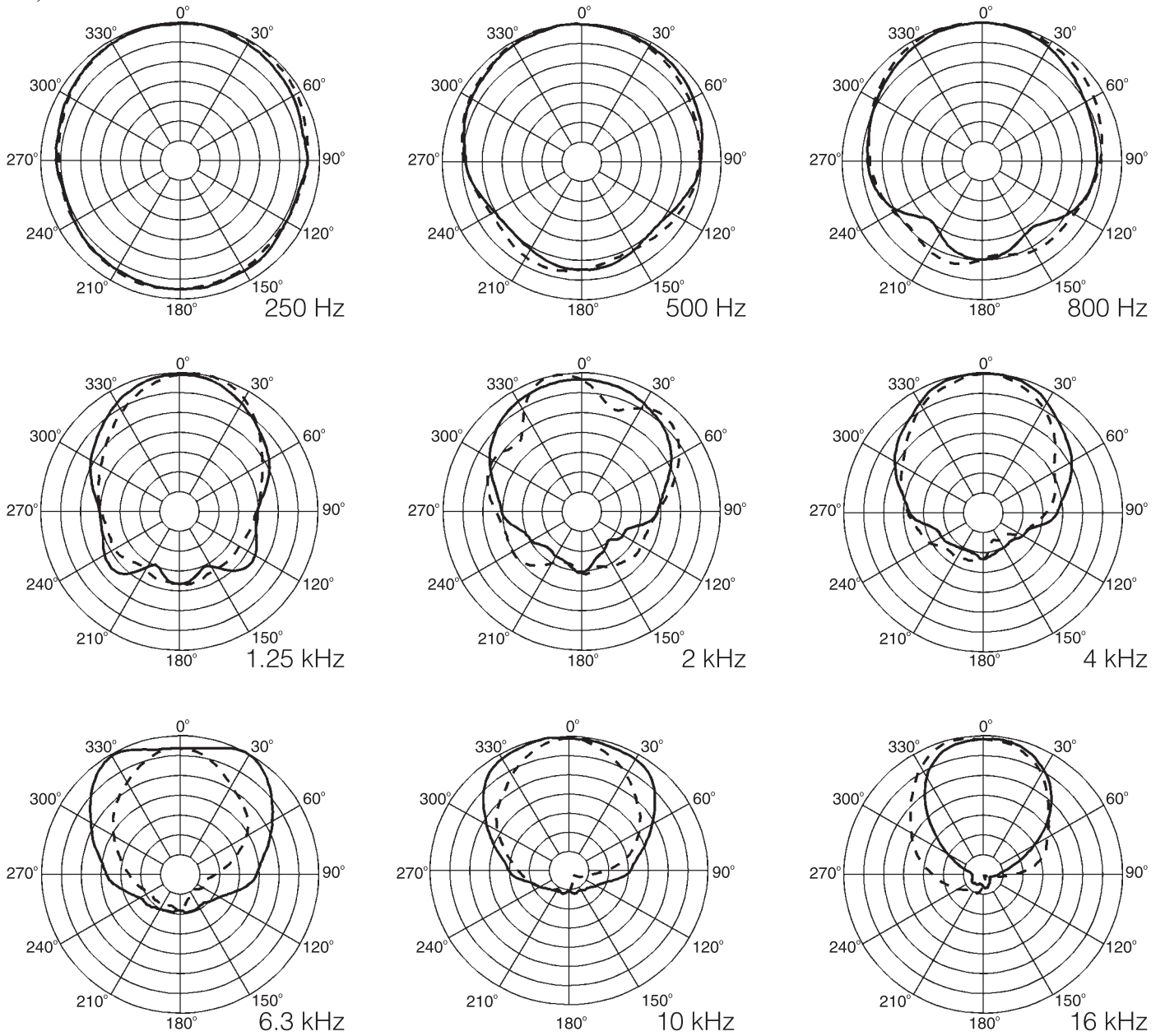


Sx80 175-Watt Two-Way Speaker System

Figure 2— Sx80 One-Third-Octave Polar Responses (full space anechoic environment, 4 volts/6.10 meters (20 feet))

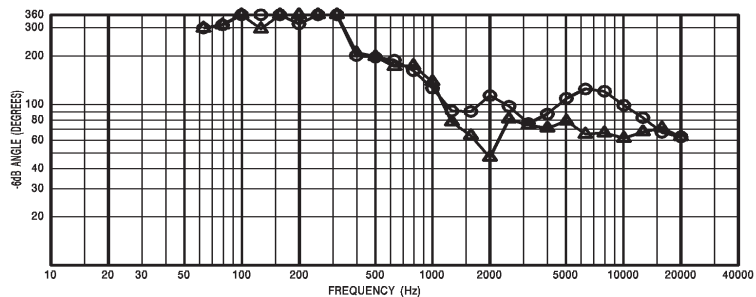
5 dB per division

— HORIZONTAL
- - - VERTICAL



Sx80 175-Watt Two-Way Speaker System

Figure 3 Sx80 Beamwidth vs. Frequency (full-space anechoic environment)



Sx80 175-Watt Two-Way Speaker System

Figure 4— Sx80 Directivity vs. Frequency (full-space anechoic environment)

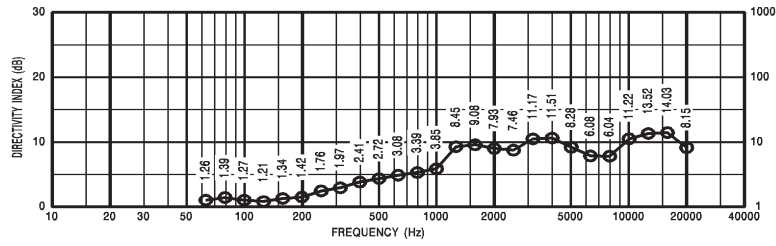


Figure 5—Sx80 Harmonic Distortion Response 10% Rated Power Input (17.5 watts), (full-space anechoic environment, 3.05 meters (10 feet) on axis)

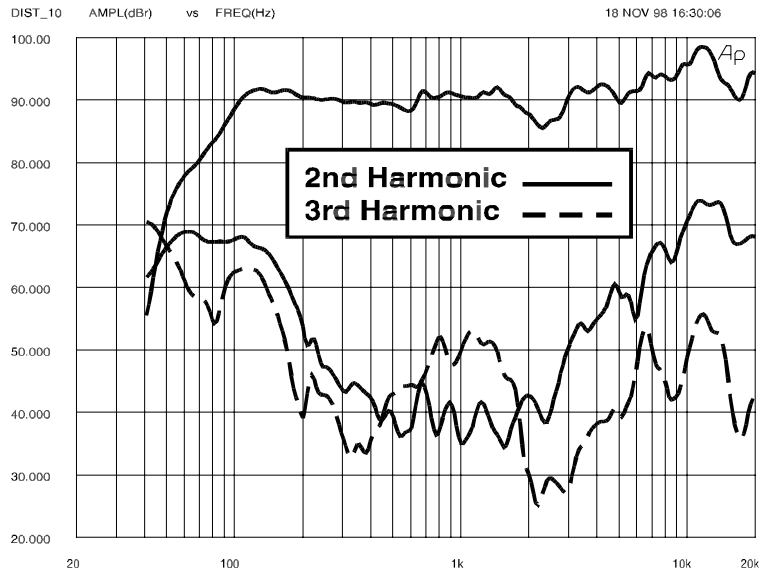
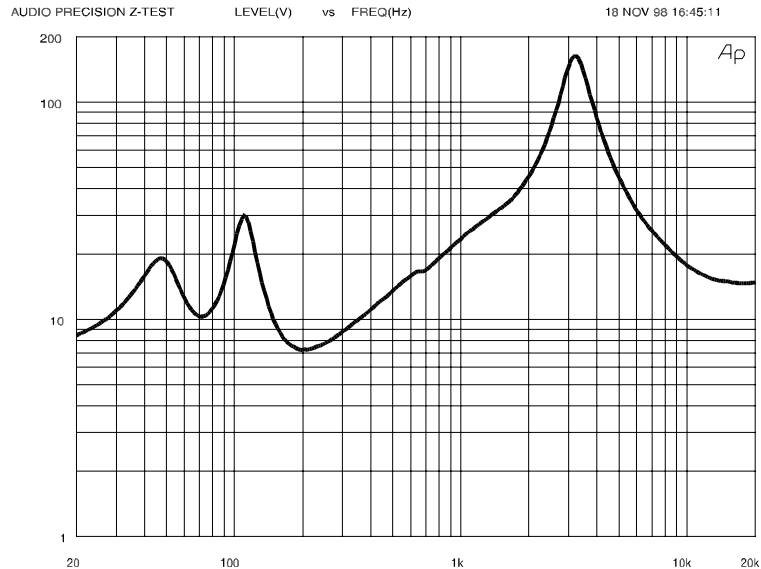


Figure 6— Sx80 Impedance Curve



Sx80 175-Watt Two-Way Speaker System

Figure 7— Sx80 Dimensions and Inserts

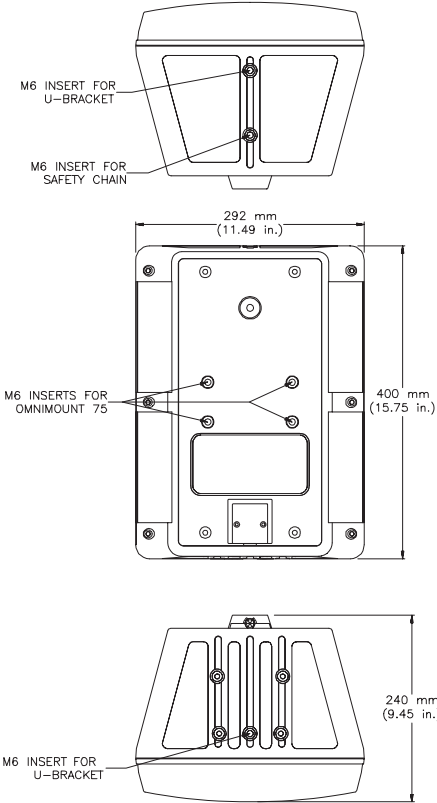
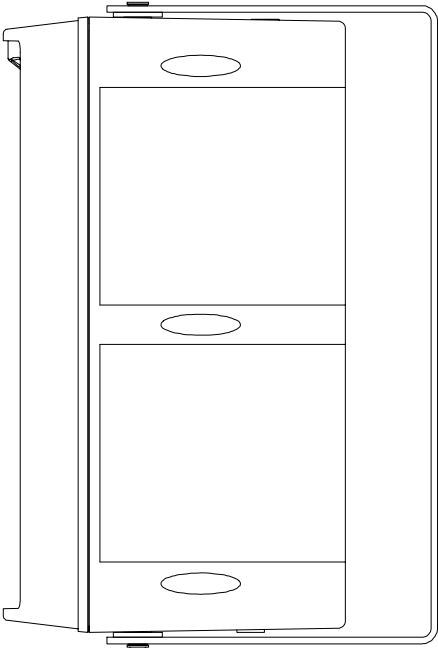


Figure 8— Sx80 enclosure with Sx80MB wall/ceiling mounting bracket.



Sx80 175-Watt Two-Way Speaker System

Specifications

Typical Axial Frequency Response, Swept Sine Wave, 4 volts at 3.05 meters (10 feet), (half-space, normalized for 1 watt at 1 meter; see Figure 1):
65-20,000 Hz

Low-Frequency 3-dB-Down Point:
65 Hz

Usable Low-Frequency Limit (10-dB-down point):
51 Hz

Half Space Reference Efficiency:
1.2 %

Long-Term Average Power-Handling Capacity per EIA Standard RS-426-A 1980 (see Power-Handling Capacity section):
175 watts

Maximum Woofer Acoustic Output:
2.1 watts

Sensitivity (SPL at 1 watt, 1 meter input, half-space, swept sine wave):
92 dB

Nominal Coverage Angle,
Horizontal: 90°
Vertical: 65°

Dispersion Angle Included by 6-dB-Down Points on Polar Responses, Indicated One-Third-Octave Bands of Pink Noise (see Figure 3),
2,000-20,000 Hz, Horizontal:
90° (+34°, -27°)
2,000-20,000 Hz, Vertical:
65° (+31°, -4°)

Directivity Factor $R_0(Q)$, 800- to 16,000-Hz Median (see Figure 4):
8.3 (+5.7, -4.9)

Directivity Index D , 800- to 16,000-Hz Median (see Figure 4):
9.2 dB (+2.3 dB, -3.9 dB)

Distortion, 0.1 Full Power Input, (see Figure 5)

Second Harmonic,
100 Hz:
-21 dB, 9.0%
1,000 Hz:
-55 dB, 0.2%
10,000 Hz:
-25 dB, 5.6%

Third Harmonic,
100 Hz:
-26 dB, 4.9%
1,000 Hz:
-41 dB, 0.9%
10,000 Hz:
-47 dB, 0.5%

Transducer Complement,
High Frequency:
DH2005 driver
Low-Frequency:
203-mm (8-in.) woofer

Box Tuning Frequency:
70 Hz

Crossover Frequency:
2,200 Hz

Crossover Slope,
12 dB per octave

Impedance,
Nominal:
8 ohms

Minimum:
7.2 ohms

Input Connections,
Sx80:
Push-pins

Driver Protection, High Frequency:
Solid-state self-resetting circuit (PROJ circuit) drops output 6 dB; blocking capacitor with 800-Hz corner frequency and 6-dB-per-octave slope

Materials,
Enclosure:
Injection-molded high-impact polystyrene, black or white

Grille:
Perforated metal grille matches enclosure color

Dimensions (see Figure 7)

Height:
400 mm (15.75 in.)

Width:
292 mm (11.49 in.)

Depth:
222 mm (8.75 in.)

Net Weight:
8.2 kg (18 lb)

Shipping Weight:
10.0 kg (22 lb)

Optional Accessories:
Sx80MB installation kit, black or white

Attachment Points:
Seven M6 and four M5 metric inserts (see Figures 7, 8, and Suspending Sx80 Enclosures section)

Electro-Voice®

12000 Portland Ave. South, Burnsville, MN 55337
952/884-4051 Phone, 952/884-0043 Fax